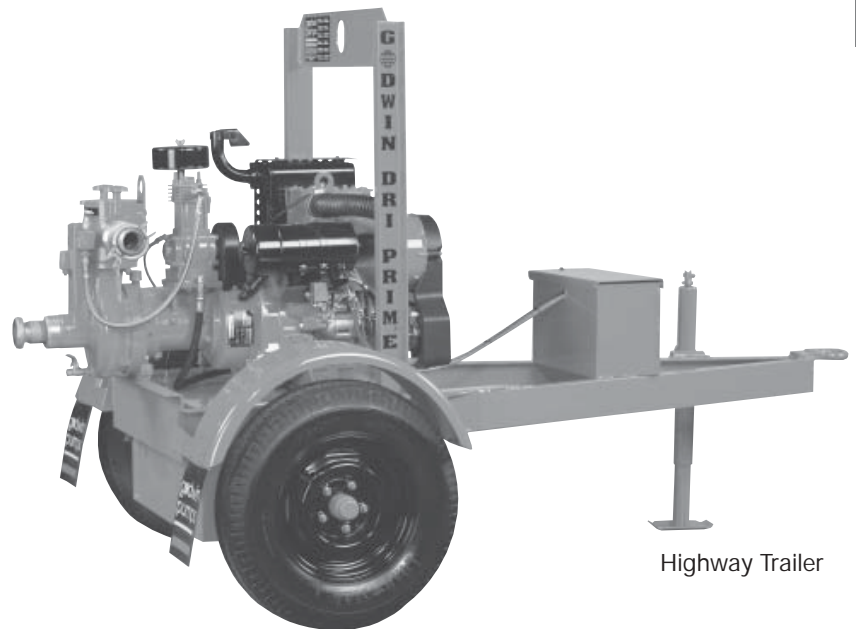


CD75MA5 Dri-Prime® Pumps

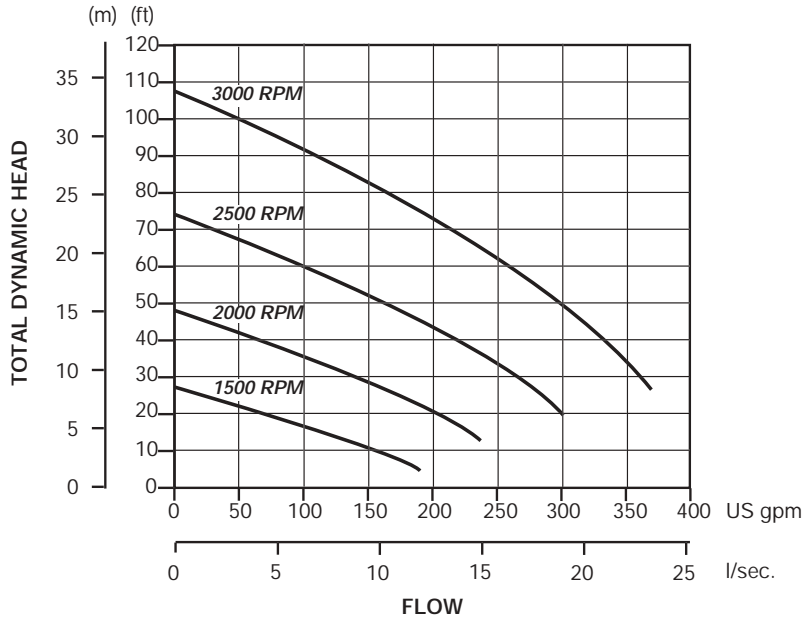


The Godwin Dri-Prime 2"/3" (50mm/75mm) CD75MA5 automatic priming centrifugal pump is the diesel equivalent of the gasoline-powered pump found on small dewatering jobs. Able to prime to 28 feet (8.5M) of suction lift from dry, the CD75MA5 also features indefinite dry-running capabilities due to the unique Godwin oil bath mechanical seal design. The model CD75MA5 offers flowrates to 370 gallons per minute (23 l/sec.), heads to 110 feet (33.5M), and capability of handling solids to 1-5/8" (41mm) in diameter. The CD75MA5 features a two cylinder diesel engine model generating over 11 horsepower (8.2 kw). Available on a handy site trolley or mounted on a highway trailer.

Features

- Close coupled centrifugal pump with vacuum priming compressor mounted to a diesel engine. Also available in electric drive or as bare shaft pumpend.
- Solids handling ball type Non Return valve with renewable flexible rubber seat and quick release access feature.
- Lightweight cast aluminum construction with cast iron impeller. Also available in 316 stainless steel.
- Compact unit mounted on site trolley or two-wheeled highway trailer, both incorporating integral overnight running fuel tank.
- Extensive application flexibility — will handle liquids with solids up to 1-5/8" (41mm) in diameter.
- Simple maintenance — normally limited to checking engine and seal cavity oil levels.
- Continuously operated "Godwin" air ejector priming device requiring no form of periodic adjustment or control.
- Standard engine — Lister Petter LPA2. Available with a variety of engines including Hatz, Perkins and Deutz.
- Dry running, oil bath mechanical seal with abrasion resistant solid silicon carbide interfaces.

CD75MA5 Performance Curve



Performance Table

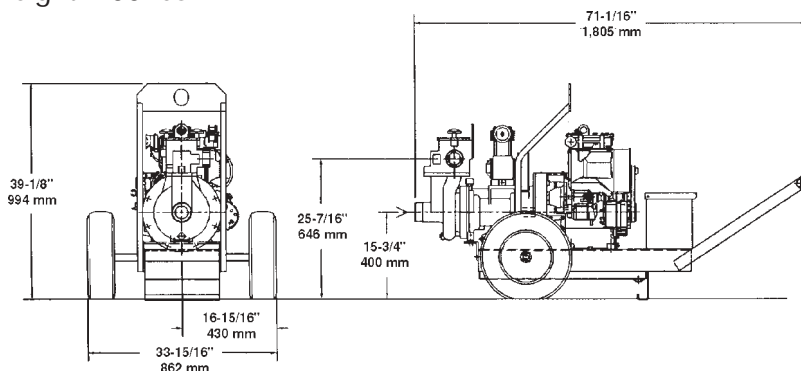
Diesel Set — Lister Petter LPA2, 11.5 hp @ 2500 rpm
Impeller Diameter — 6-3/4 inches (171 mm)

Total Suction Head — Feet	Total Delivery Head — Feet				
	10	15	20	25	30
	Output — GPM				
10	370	360	350	335	300
15	350	330	280	270	255
20	310	280	265	250	235
25	250	240	225	210	190

Performance data listed in table and curves based on water tests at sea level and 68° F (20° C). Larger diameter pipes may be required for maximum flows.

Dimensions

CD75MA5 — Lister Petter LPA2, Site Trolley
Weight: 700 lbs.



Specifications

- Normal Operating Speed:** 2500 rpm
- Maximum Operating Temperature:** +176° F (80° C)
- Maximum Working Pressure:** 31 psi
- Maximum Suction Pressure:** 21.75 psi
- Fuel Tank Capacity:** site trolley: 5 gallons
highway trailer: 10/20 gallons
- Fuel Consumption:** 0.23 gph
- Pipe Connections:** 2" female NPT
3" male NPT
- Solids Handling:** 1-5/8" diameter

Materials

- Pump Casing, Separation Tank and Non Return Valve:** Silicon aluminum, BS1490, grade LM25WP
- Impeller:** Cast iron BS 1452 Grade 220
- Shaft:** SG iron BS 2789 Grade 700/2
- Non Return Valve, Ball and Seat:** High nitrile rubber
- Mechanical Seal Faces:** Solid silicon carbide

godwin
pumps

One Floodgate Road, Bridgeport, NJ 08014, USA
 (856) 467-3636 • Fax: (856) 467-4841
 Quenington, Cirencester, Glos., GL7 5BX, UK
 +44 (0)1285 750271 • Fax: +44 (0)1285 750352

E-mail: sales@godwinpumps.com
 www.godwinpumps.com

BRANCH LOCATIONS:

Norwich, CT • Buffalo, NY • Chicago, IL • Pittsburgh, PA
 Washington, DC • Richmond, VA • Virginia Beach, VA
 Charleston, WV • Raleigh, NC • Charlotte, NC
 N. Charleston, SC • Atlanta, GA • Houston, TX
 San Antonio, TX • Helena, MT • Los Angeles, CA

Dri-Prime® is a registered trademark of Godwin Pumps of America, Inc.
 Specifications and illustrations are subject to revision without notice.
 © Copyright 2002 Godwin Pumps of America, Inc.